

NYTD Arizona

17 Year Olds - Cohort 5
Status Report: October 2022- October 2023

NYTD is federally required data collection intended to assess and achieve improved outcomes for youth in Arizona's Independent Living Program.

Visit our website:
www.nytdaz.com

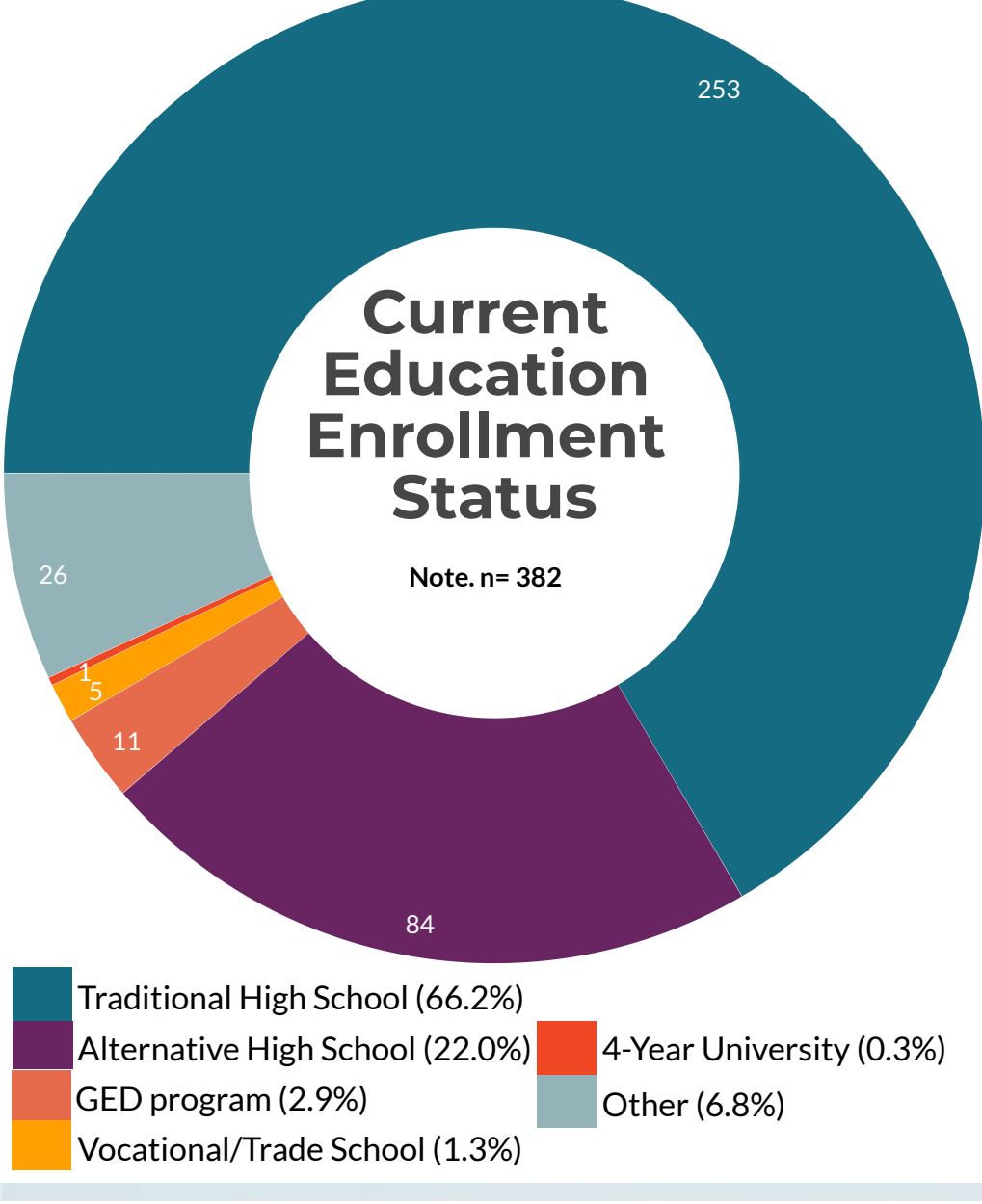
ASU Center for Child Well-Being
ASU Child Welfare Education Program
Arizona Department of Child Safety

DCS has contracted ASU to survey all youth in foster care who turned 17 years old between October 1, 2022 and September 30, 2023.

Interviews Completed: **422**
Completed Online: **245** | Completed via Phone: **177**

What are you most excited about for your future?

- "Traveling the world"
- "Having a healthy relationship"
- "Graduating high school"
- "Trying to go to college to expand my knowledge"
- "Being financially stable"
- "Seeing my brothers grow up"
- "Independence"
- "Getting a job I love"
- "Living with my mom again"
- "Being an influencer to other people that have gone through same issues I have"



Sexual Orientation Identity	N (%)
Straight / Heterosexual	269 (69.2%)
Bisexual	56 (14.4%)
Gay/Lesbian	17 (4.4%)
Pansexual	19 (4.9%)
Queer	1 (0.3%)
Questioning	8 (2.1%)
Prefer to self-describe	11 (2.8%)
Selected more than 1 sexual orientation identity	8 (2.1%)

Note. n= 389; Youth could select more than one sexual orientation identity

Racial Identity	N (%)
American Indian or Alaska Native	54 (14.8%)*
Asian	7 (1.9%)*
Black or African American	96 (26.4%)*
Native Hawaiian or Other Pacific Islander	10 (2.7%)*
White	200 (54.9%)*
I don't know one or more of my races	53 (14.6%)*
White Hispanic	76 (40%)
Black Hispanic	35 (39.8%)

Note. n= 364; *Percentages are calculated using the n.

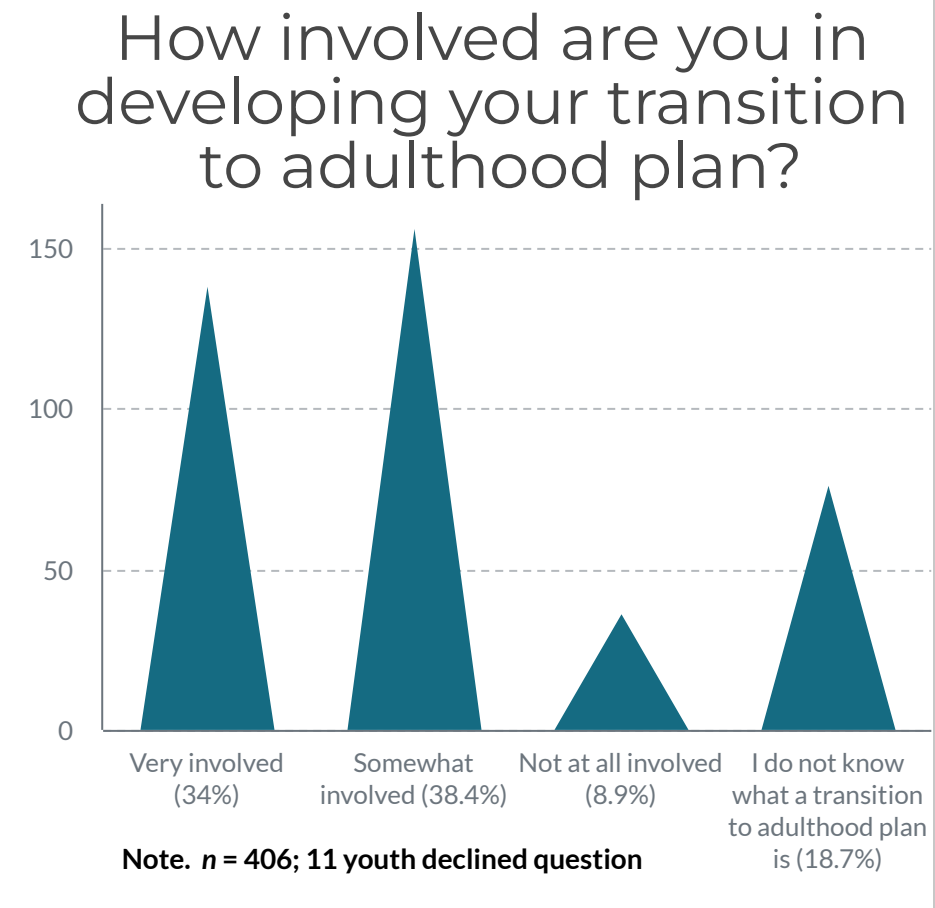
Gender Identity	N (%)
Cisgender female/woman	200 (49.8%)
Cisgender male/man	157 (39.1%)
Transgender female/woman	4 (1.0%)
Transgender male/man	7 (1.7%)
Genderqueer	2 (0.5%)
Genderfluid	5 (1.2%)
Non-binary	8 (1.9%)
Another gender identity not listed	15 (3.7%)
Selected more than 1 gender identity	4 (1.0%)

Note. n= 402; Youth could select more than gender identity

Adult Support

93.9%
Have at least one supportive adult they go to for advice (n=413)

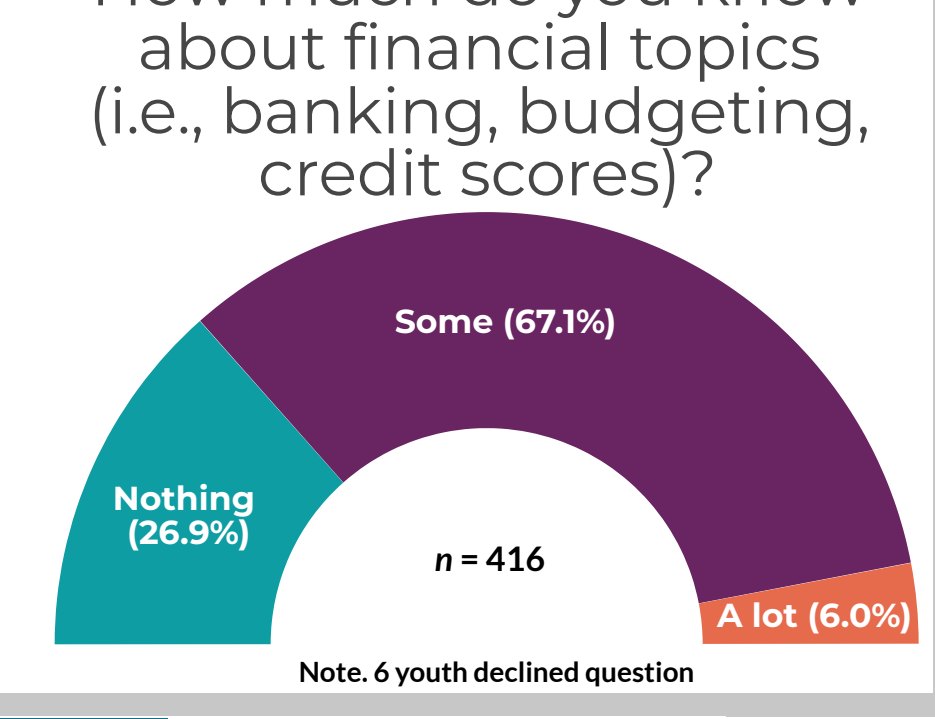
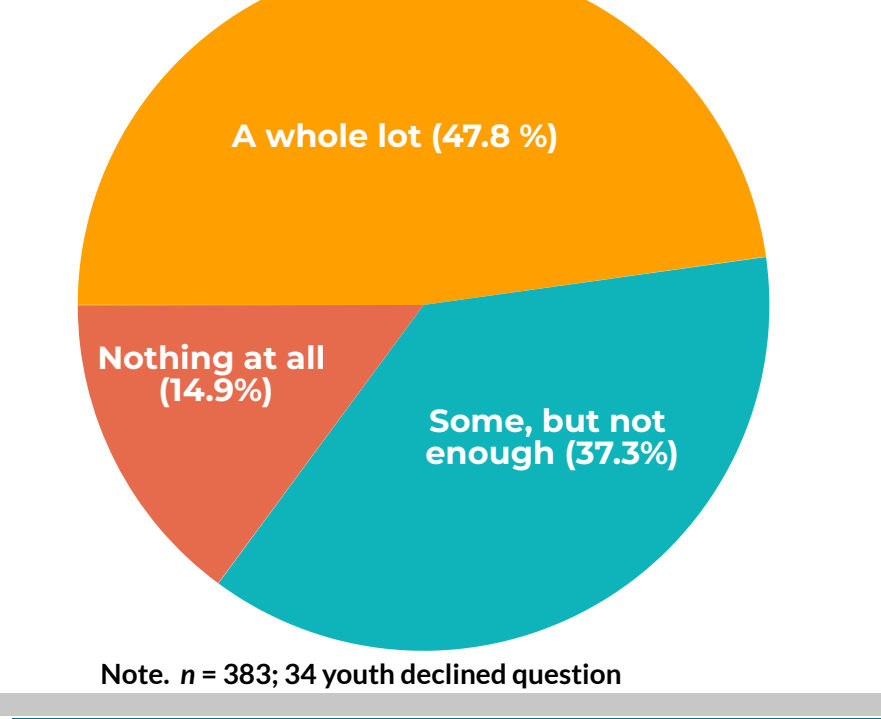
Since you have been in foster care, how much has been done to help you maintain your relationships with the people in your life who are important to you?



Received Supportive Mental Health Service in Past 6 Months

68.5% Yes
26.3% No
5.1% I do not know
(n=410)

Note. 8 youth declined question



Referred for Substance Use Services

22.7%
Referred for substance use assessment or counseling by youth or by someone else (n=405)

Reproductive Health

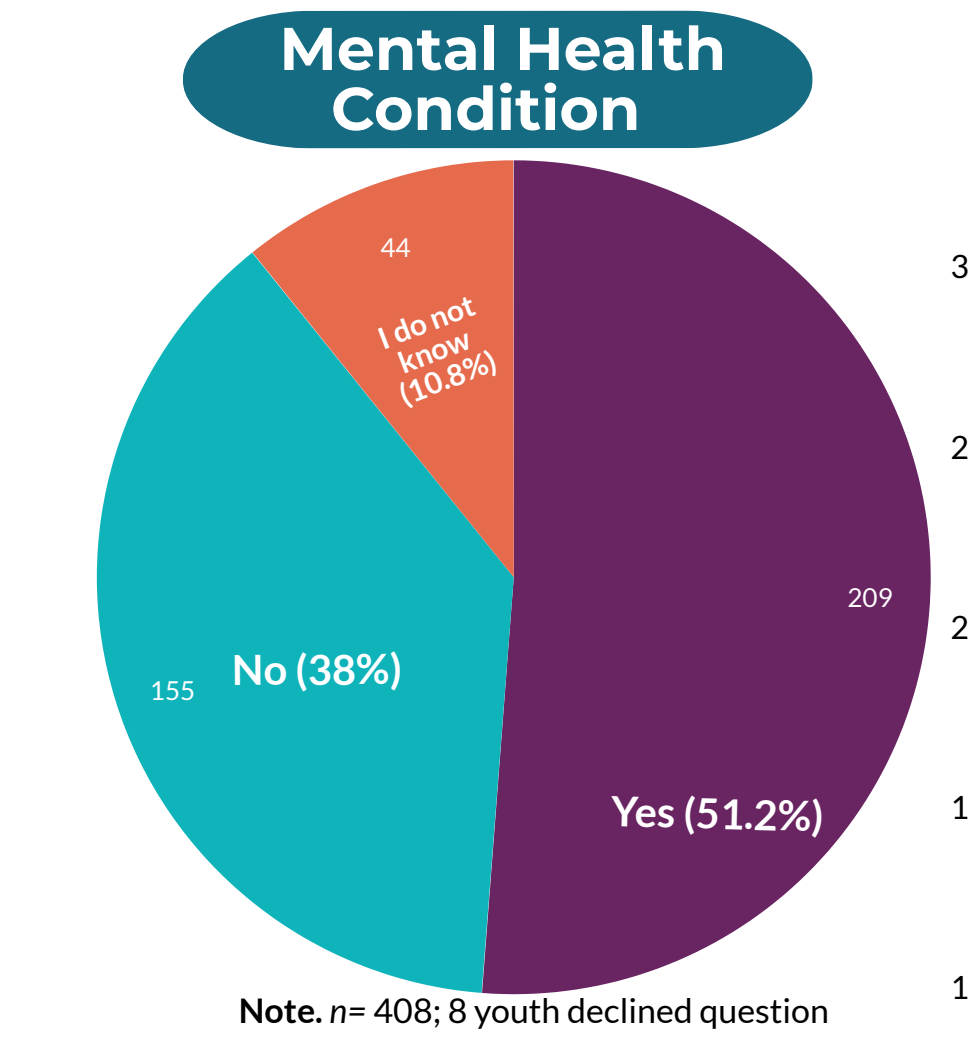
78.4%
Have information to make decisions about their reproductive health (i.e., decisions about birth control, testing for sexually transmitted infections; n=393)

What is going really well in your life right now?

- "Focusing on myself instead of trying to please others"
- "My mental health"
- "Family relationships"
- "Moving in with my family"
- "Speaking how I feel and not holding back"
- "Self-worth"
- "School life"
- "Have my own room"
- "Get better staff than just hiring random staff or random people"

One thing about my placement that would increase my feeling of safety is:

- "Their shut down rules"
- "No fighting"
- "Freedom"
- "Having all the kids switched"
- "Live with my mom"



Education status

92.1%
Youth reported that they are currently enrolled in an education or technical training program (n=419)
Note. 3 youth declined question

