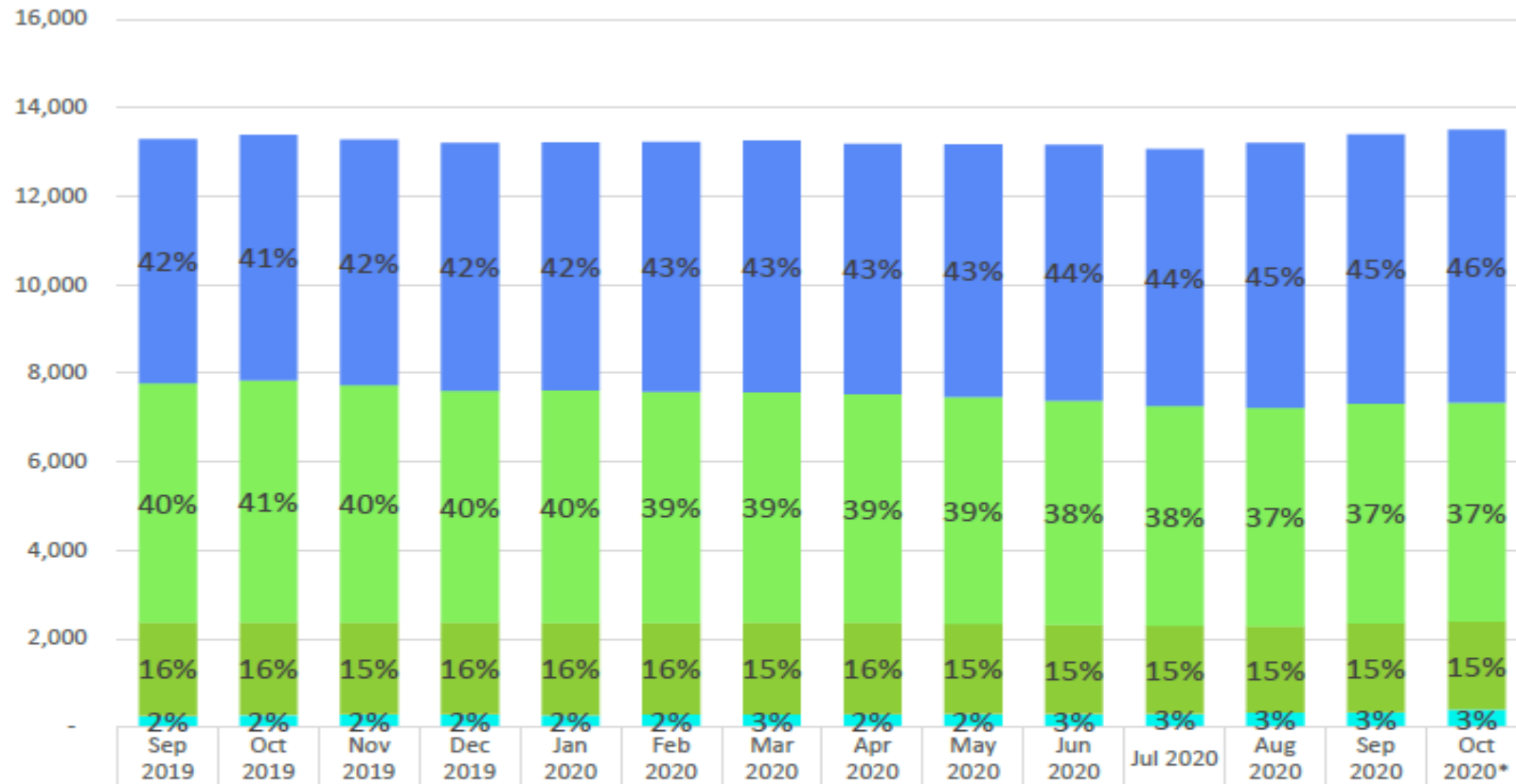


Placement Trends during COVID-19

December 4, 2020



Children in Out-of-Home Care (0-17 years old)

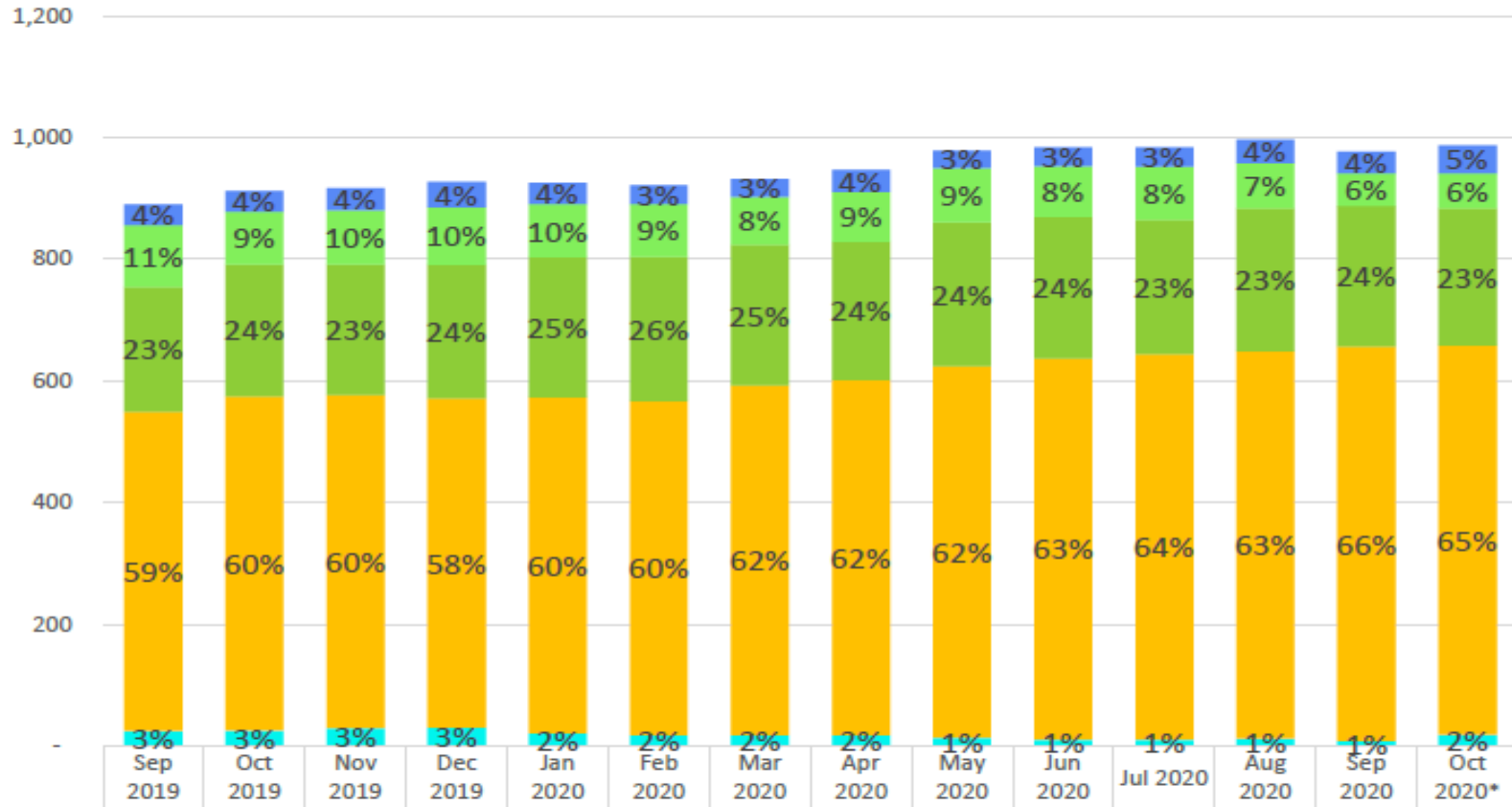


	Sep 2019	Oct 2019	Nov 2019	Dec 2019	Jan 2020	Feb 2020	Mar 2020	Apr 2020	May 2020	Jun 2020	Jul 2020	Aug 2020	Sep 2020	Oct 2020*
Unlicensed (Primarily Kinship)	5,517	5,542	5,546	5,602	5,595	5,639	5,688	5,654	5,706	5,779	5,807	5,983	6,080	6,163
Foster Care	5,412	5,468	5,371	5,230	5,258	5,224	5,211	5,168	5,133	5,064	4,963	4,934	4,963	4,940
Congregate Care	2,087	2,090	2,067	2,075	2,079	2,066	2,070	2,059	2,019	2,006	1,976	1,957	2,004	2,000
Independent Living	3	2	4	3	2	2	-	1	1	1	1	1	1	-
Other	274	283	298	297	280	291	296	304	316	305	317	328	348	396
Total in Out-of-Home Care	13,293	13,385	13,286	13,207	13,214	13,222	13,265	13,186	13,175	13,155	13,064	13,204	13,396	13,499

NOTE: October 2020 data is preliminary
Data Source: DCS Monthly Out-of-Home Care Report, 11.20.2020



Children in Out-of-Home Care (18-21 years old)



	Sep 2019	Oct 2019	Nov 2019	Dec 2019	Jan 2020	Feb 2020	Mar 2020	Apr 2020	May 2020	Jun 2020	Jul 2020	Aug 2020	Sep 2020	Oct 2020*
Unlicensed (Primarily Kinship)	34	34	36	41	35	31	29	36	29	30	32	39	35	45
Foster Care	101	86	89	95	88	87	79	82	89	84	87	74	54	58
Congregate Care	205	217	215	219	230	237	231	227	236	233	221	235	231	225
Independent Living	525	549	547	541	552	549	575	584	611	626	633	636	648	640
Other	25	26	30	31	21	18	18	18	14	11	11	13	9	19
Total in Out-of-Home Care	890	912	917	927	926	922	932	947	979	984	984	997	977	987

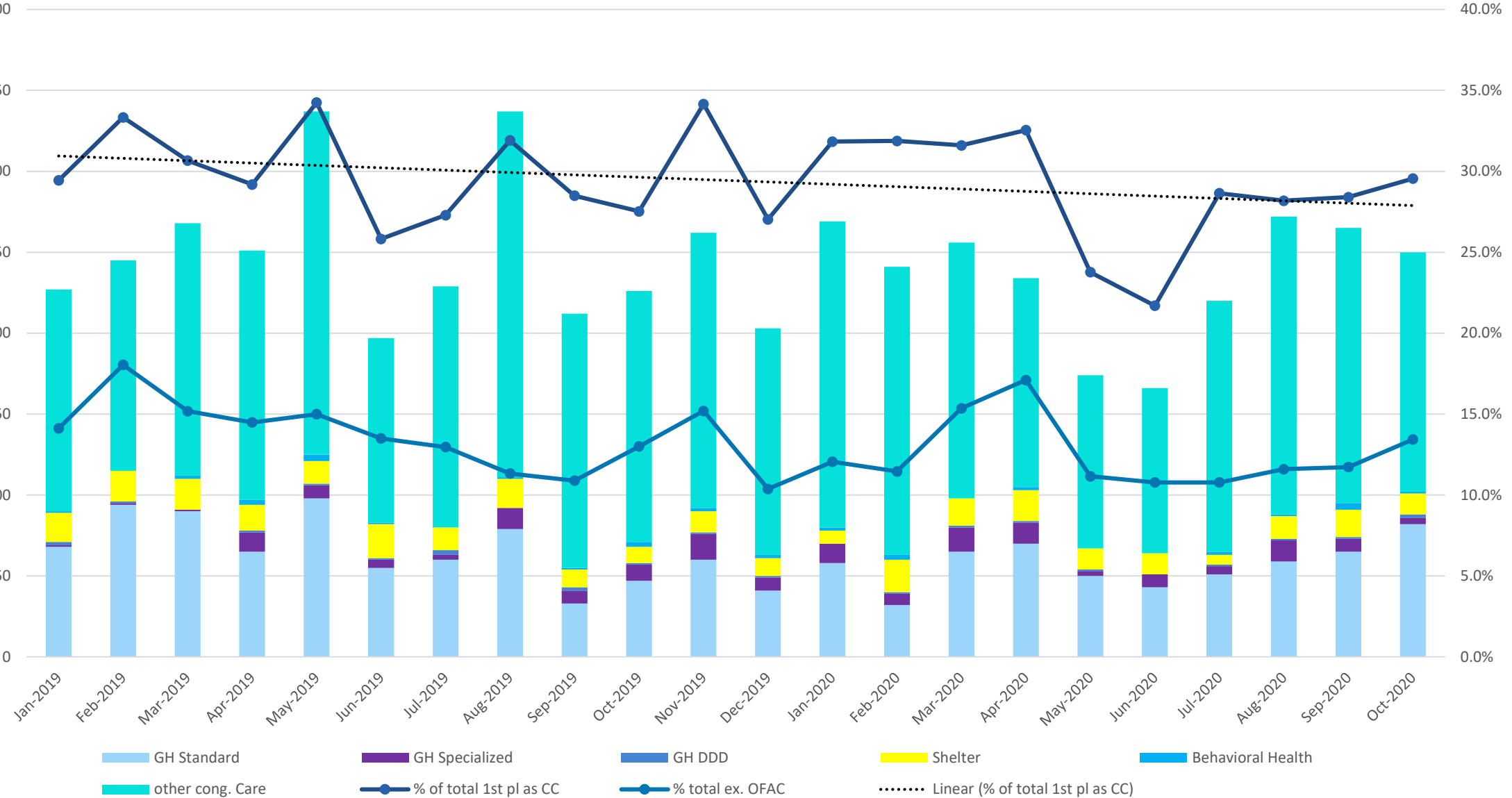
NOTE: October 2020 data is preliminary

Data Source: DCS Monthly Out-of-Home Care Report, 11.20.2020

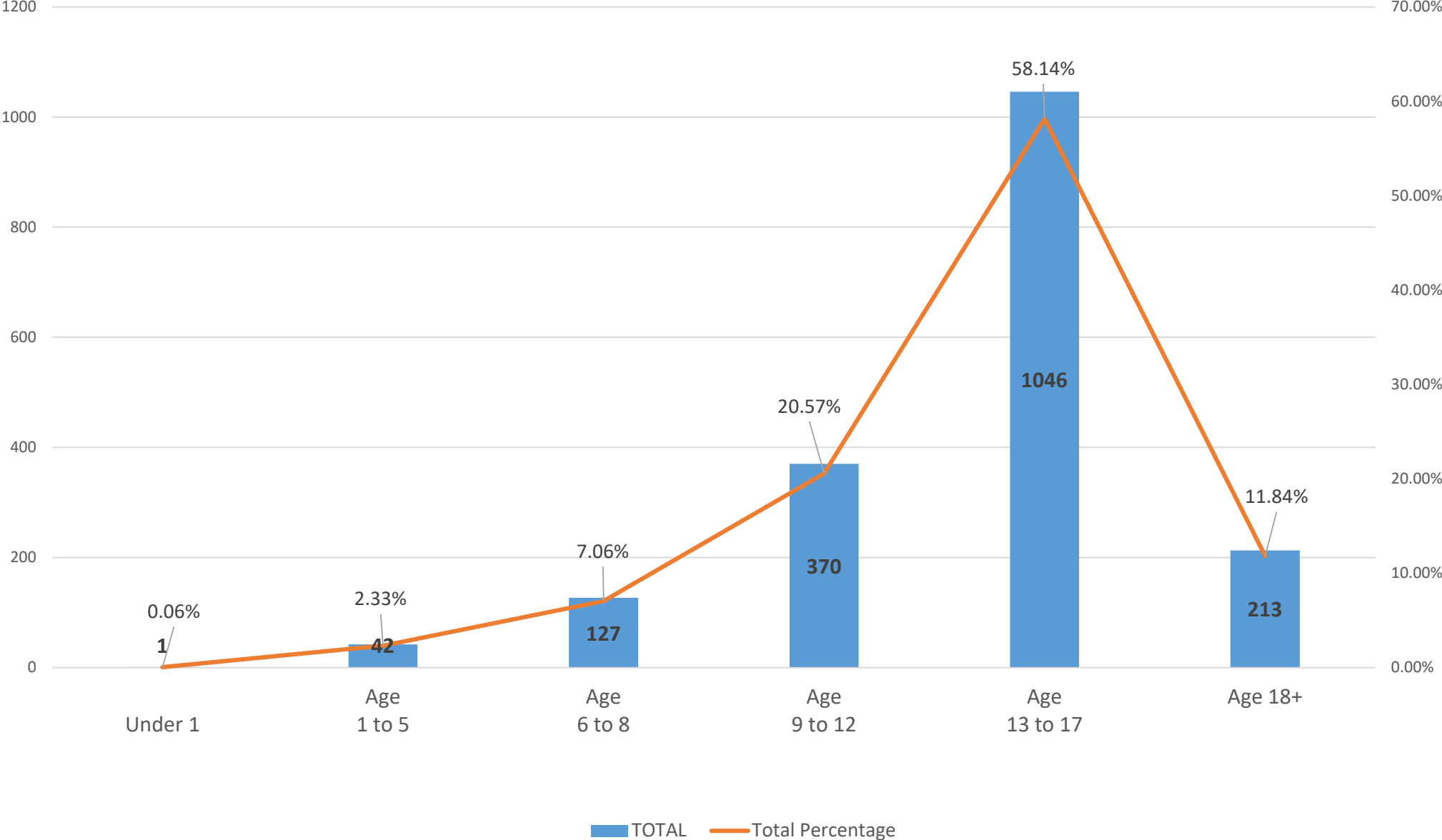


1st Time Placements in Congregate Care

1st Time Placements in Congregate Care

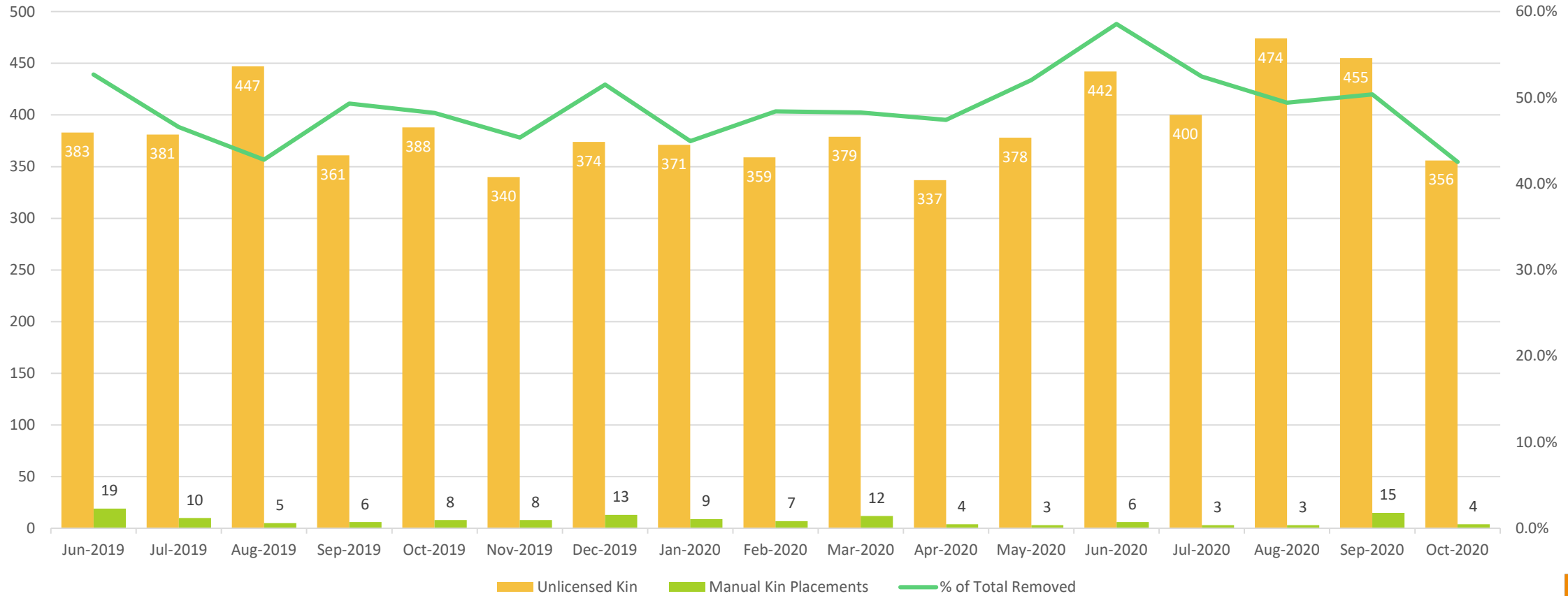


Congregate Care Placements by Age



1st Time Placements in Kinship Care

Kinship as 1st time placement



	Jun-2019	Jul-2019	Aug-2019	Sep-2019	Oct-2019	Nov-2019	Dec-2019	Jan-2020	Feb-2020	Mar-2020	Apr-2020	May-2020	Jun-2020	Jul-2020	Aug-2020	Sep-2020	Oct-2020
total removed	763	841	1059	744	823	770	752	846	759	814	725	735	770	770	966	938	849
0-17 removed	763	839	1056	744	821	767	751	845	756	810	719	732	765	768	965	933	846
total kin as 1st time placement	402	391	452	367	396	348	387	380	366	391	341	381	448	403	477	470	360
Manual Kin Placements	19	10	5	6	8	8	13	9	7	12	4	3	6	3	3	15	4
Unlicensed Kin	383	381	447	361	388	340	374	371	359	379	337	378	442	400	474	455	356
% of Total Removed	52.7%	46.6%	42.8%	49.3%	48.2%	45.4%	51.5%	45.0%	48.4%	48.3%	47.4%	52.0%	58.6%	52.5%	49.4%	50.4%	42.6%



Kinship Care-licensed and unlicensed 2020 versus 2019

	11/14/2020		11/21/2020		11/28/2020	
	#	%	#	%	#	%
Children in Licensed Homes	834	11.7	836	11.7	838	11.6
Children in Stipend Homes	6216	86.9	6227	87.0	6253	86.8
Children in Neither Program	102	1.4	96	1.3	111	1.5
Total Kinship Children	7152	100.0	7159	100.0	7202	100.0
Licensed Homes	472	10.7	472	10.7	472	10.7
Stipend Homes	3869	88.0	3884	88.1	3898	88.2
Neither Program	56	1.3	51	1.2	52	1.2
Total Kinship Providers	4397	100.0	4407	100.0	4422	100.0
Missing Relationships	1007		1020		1029	

	11/2/2019		11/9/2019		11/16/2019	
	#	%	#	%	#	%
Children in Licensed Homes	787	12.3	773	12.0	788	12.2
Children in Stipend Homes	5547	86.4	5567	86.6	5573	86.2
Children in Neither Program	85	1.3	89	1.4	107	1.7
Total Kinship Children	6419	100.0	6429	100.0	6468	100.0
Licensed Homes	442	11.2	438	11.0	443	11.2
Stipend Homes	3465	88.0	3491	88.1	3487	87.8
Neither Program	30	.8	35	.9	43	1.1
Total Kinship Providers	3937	100.0	3964	100.0	3973	100.0
Missing Relationships	900		952		920	



Recruitment



Recruitment Estimator

Bed Days (updated annually)	
FY 2018	5,323,525
FY 2019	4,886,985
% change	-8.20%
Total needed	4,504,064
Foster needed	1,656,364

Foster Homes	
Current Total	3,734
Unrestricted	2,921
Expected closed	-906
Usable	2,015
Needed	935

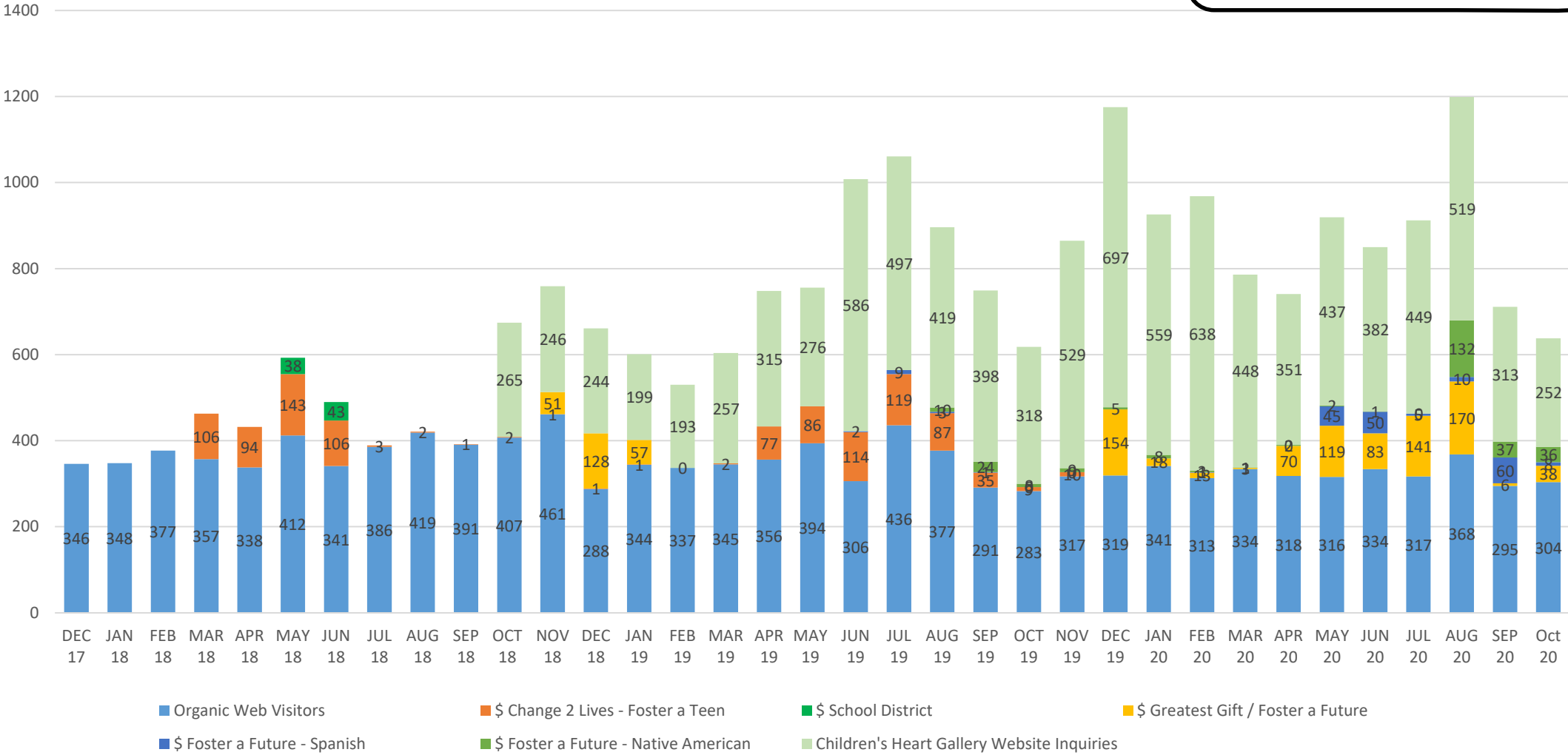
Subpopulation Breakdowns					
Age	0-2	3-5	6-12	13-17	
Total homes needed	829	492	635	336	
Total homes needed with difficult placing and out of county placements factored in	906	542	906	566	
New homes needed	21	38	345	531	
Race	White	Hispanic	African American	Native American	Other
% of child population	33%	33%	16%	8%	9%
% of foster home population	52%	26%	16%	3%	3%
Homes to recruit	-194	514	126	235	254
Sibling Groups					Total
Base homes needed with 4+ beds					365
Homes needed with 4+ beds with difficult placing factored in					548
Specialized	Tx Foster Care		DDD	Med Complex	
Total homes needed	94		183	481	
New homes needed	42		102	313	

Recruitment Needs by Stage (exhibit A data June 2019-May 2020)		
Process Stage	% Remaining	#
Inquiries		7428
Start preservice training	21%	1540
Complete preservice training	17%	1242
Become Licensed	14%	1022
Number of inquiries needed (based on license rate)		6,799



Foster Parent Recruitment Leads

Recruitment Trends and progress for organic leads and success for recruitment campaigns



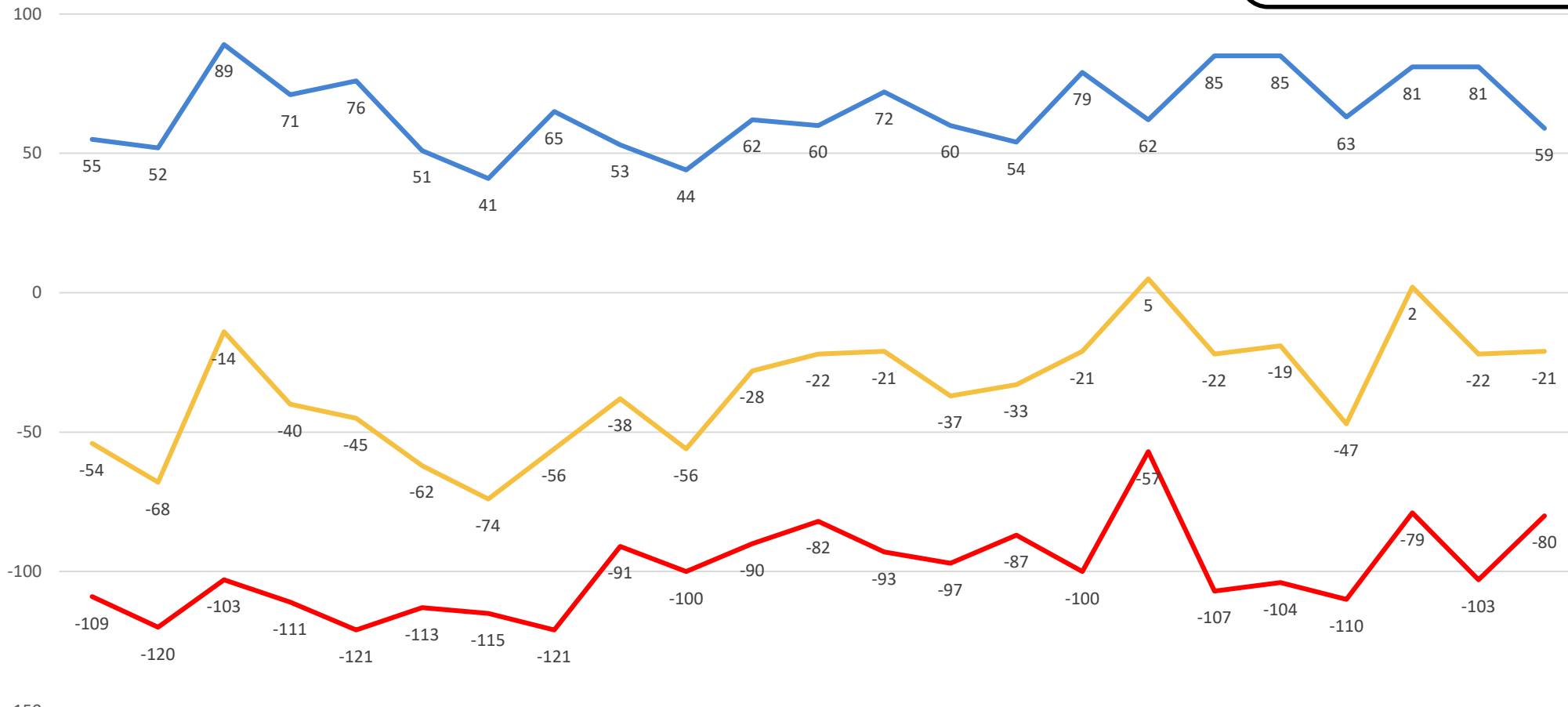
Data Source: DCS Website



Net Changes to Number of Family Foster Homes

The number of foster families in each community should be developed and maintained. Over the past 26 months there has not been an increase in net new homes.

Net Changes to Number of Family Foster Homes



	JAN	FEB	MAR	APR	MAY	JUN	JUL	AUG	SEPT	OCT	NOV	DEC	JAN	FEB	MAR	APR	May	June	July	Aug	Sept	Oct	Nov
Homes Licensed	55	52	89	71	76	51	41	65	53	44	62	60	72	60	54	79	62	85	85	63	81	81	59
Net New Homes	-54	-68	-14	-40	-45	-62	-74	-56	-38	-56	-28	-22	-21	-37	-33	-21	5	-22	-19	-47	2	-22	-21
Homes Closed	-109	-120	-103	-111	-121	-113	-115	-121	-91	-100	-90	-82	-93	-97	-87	-100	-57	-107	-104	-110	-79	-103	-80

***Licensed kinship families are not included in this chart

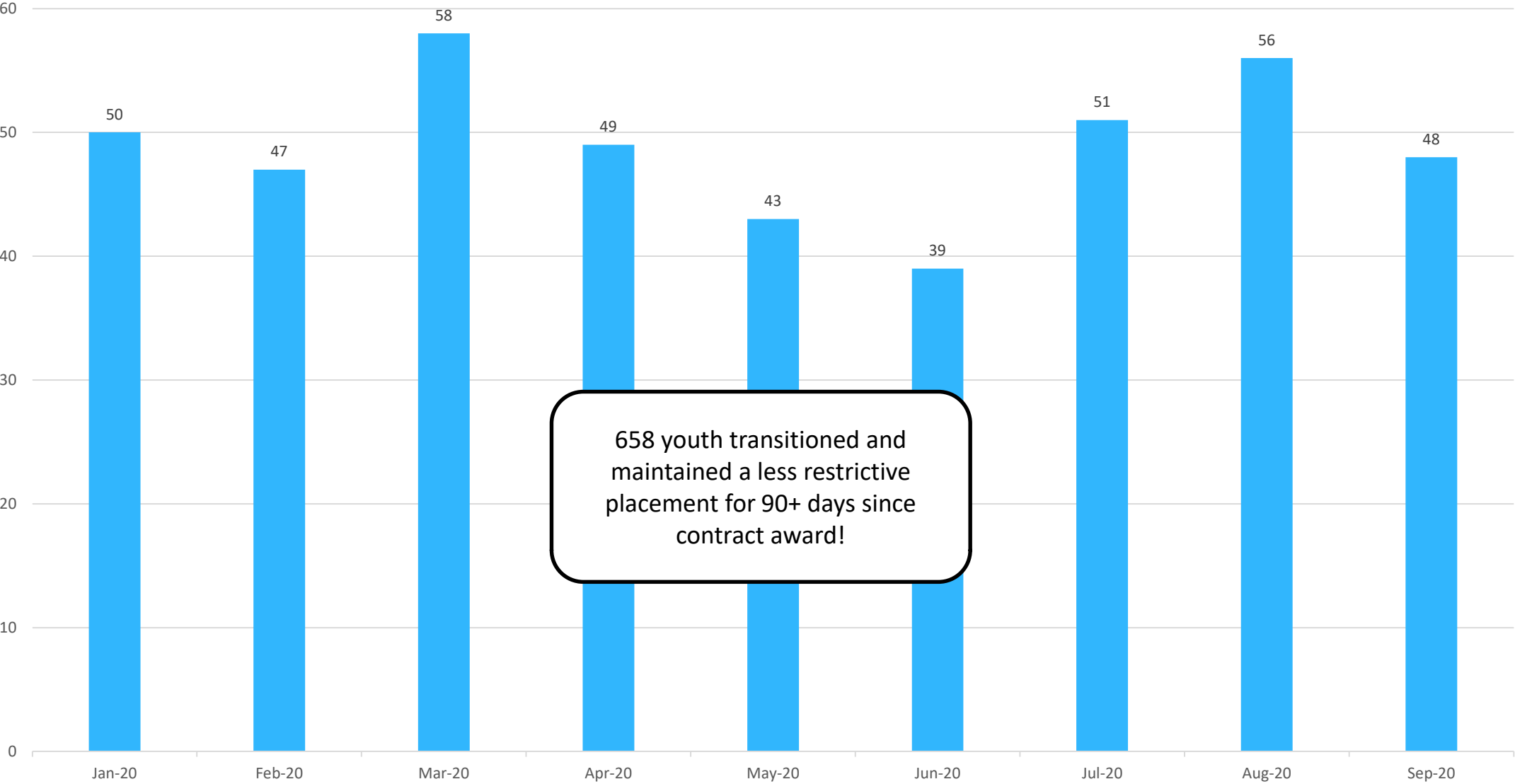
Data Source: Quick Connect



Placement Stability



Congregate Care Placement Stabilization

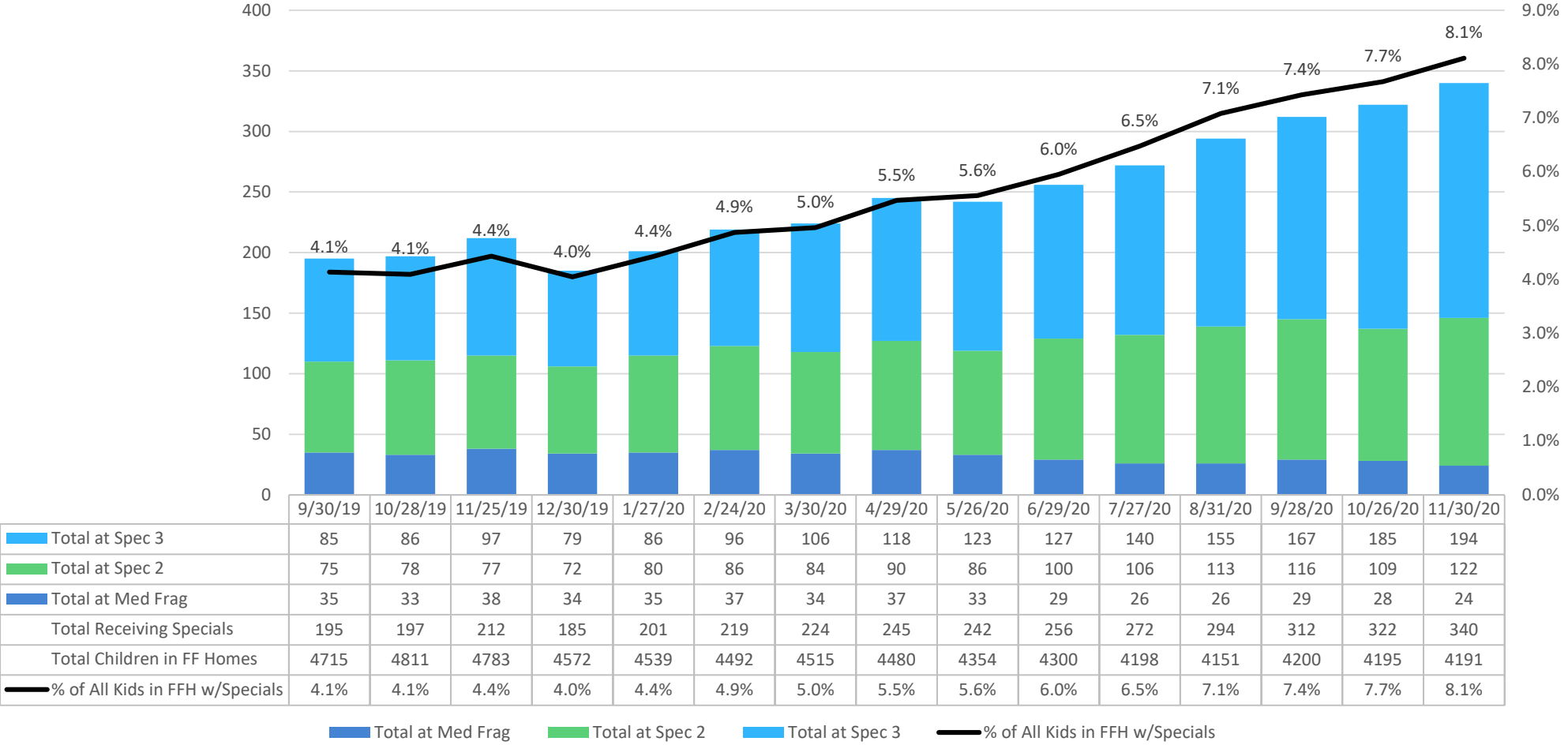


658 youth transitioned and maintained a less restrictive placement for 90+ days since contract award!



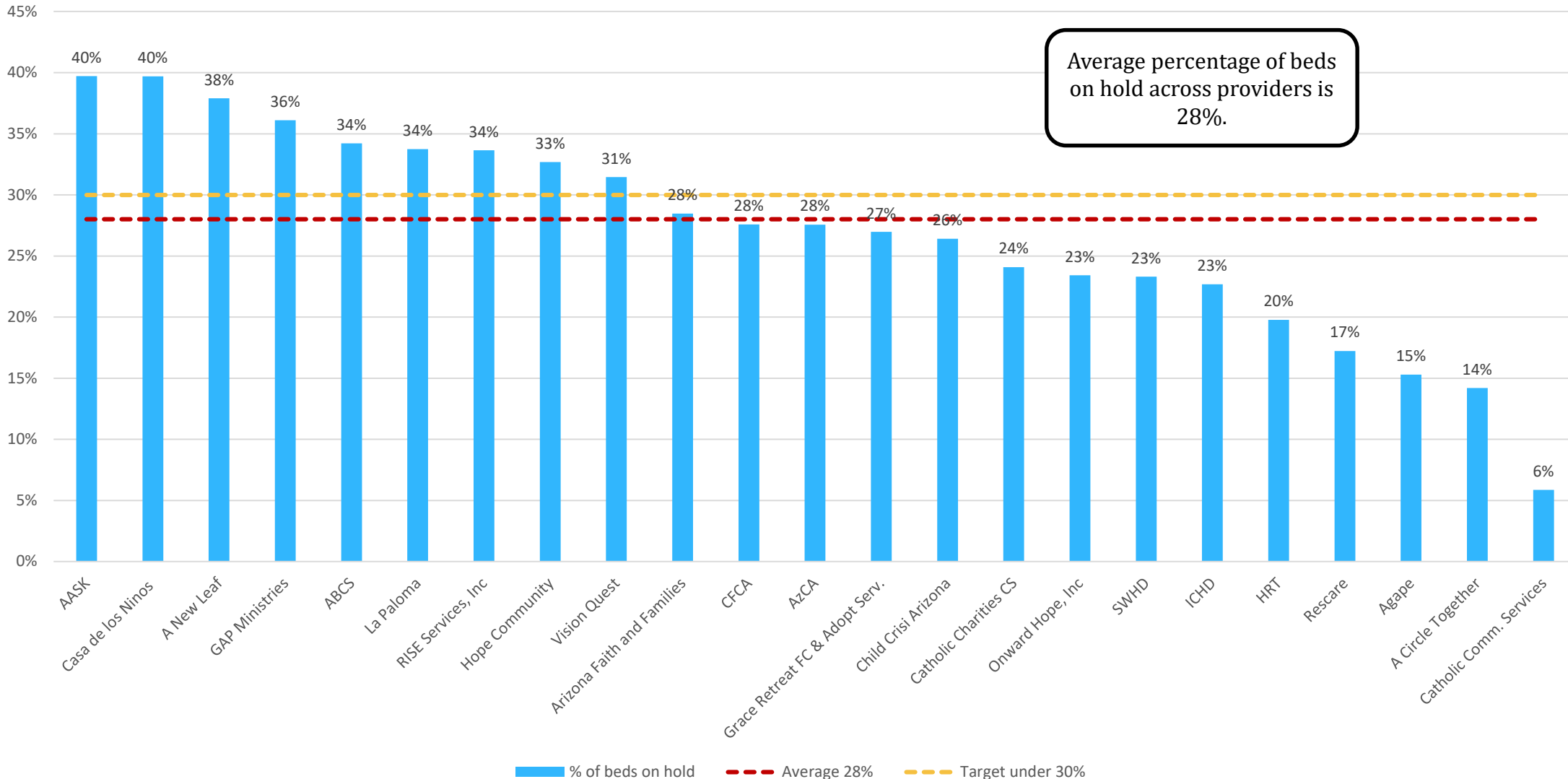
Children in Standard Family Foster Homes who are receiving Special Rates by Month

Children in Standard Family Foster Homes who are Receiving Special Rates by Month



Percentage of Foster Home Placements On Hold

July 2020 to September 2020

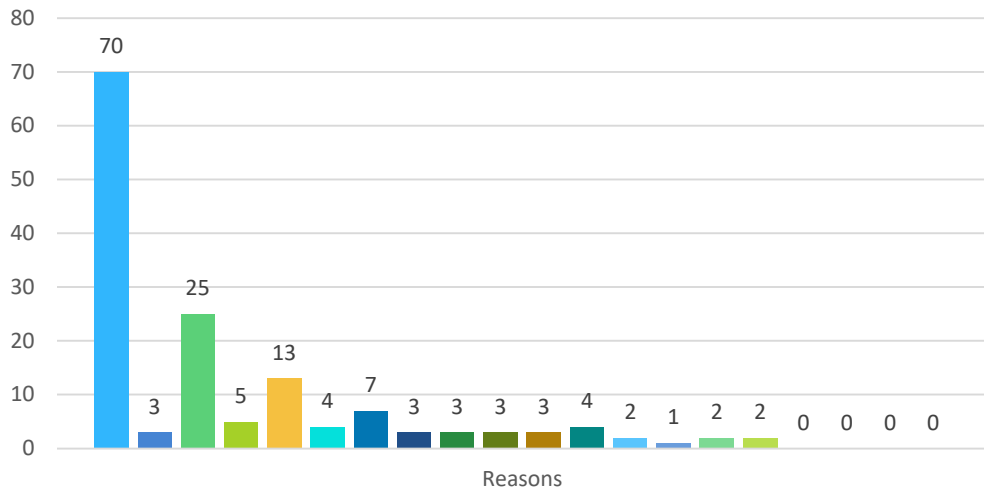


Data Source: Provider Workbook July 2020 to September 2020, does not include kinship or respite restricted beds
*providers with less than 100 licensed beds not included in this graph.

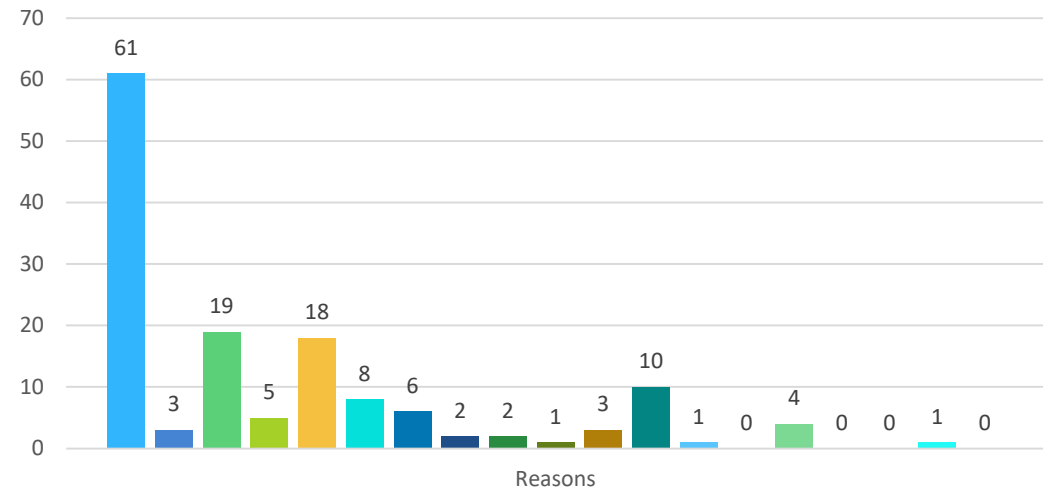


Reasons for FFH License Closures

Reasons for Family Foster Home License Closure - October 2019



Reasons for Family Foster Home License Closure - October 2020



- Adoption
- Other Time Commitment
- Personal/Private
- Child Reunified
- Child Left Home
- Expired License
- Disgruntled
- Relocated Out of State
- Divorce
- Unresponsive to Agency

- Adoption
- Disgruntled
- Relocated Out of State
- Child Reunified
- Child Left Home
- Expired License
- Personal/Private
- Divorce
- Burnout
- Refused CAP
- Other Time Commitment
- Relocated Out of State
- Child Left Home
- Health
- Conflict with Agency Policy

